


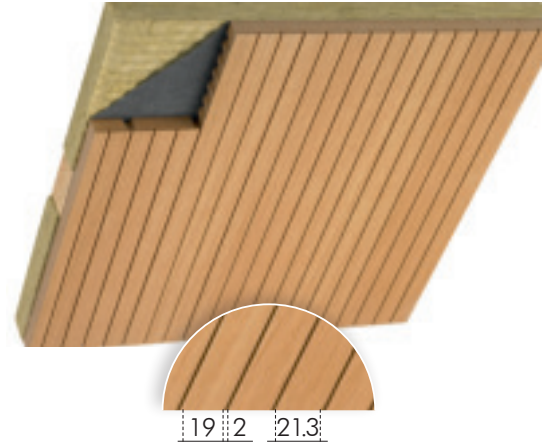
TOPAKUSTIK® type 19/2M



Planks

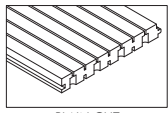
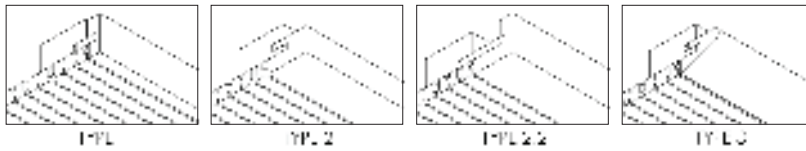
Thanks to the precise tongue and groove connection, TOPAKUSTIK planks result in a monolithic surface with a joint-free appearance, because the connecting joint matches the dimension of the grooves. The planks allow simple and flexible assembly. They can be installed by stapling to a wood batten or clamping to a T-bar with TOPAKUSTIK clips.

Class C Fire Rated			Class A Fire Rated		
Paint 16 mm (0.63")	Wood Veneer 17 mm (0.67")	Melamine 16 mm (0.63")	Paint 16 mm (0.63")	Wood Veneer 17 mm (0.67")	Melamine 16 mm (0.63")
Standard					
2780 x 128 (109.45" x 5.04")	2780 x 128 (109.45" x 5.04")	2780 x 128 (109.45" x 5.04")	2780 x 128 (109.45" x 5.04")	2780 x 128 (109.45" x 5.04")	2780 x 128 (109.45" x 5.04")
-	3640 x 128 (143.3" x 5.04")	-	-	3640 x 128 (143.3" x 5.04")	-
4080 x 128 (160.63" x 5.04")	-	4080 x 128 (160.63" x 5.04")	4080 x 128 (160.63" x 5.04")	-	4080 x 128 (160.63" x 5.04")
custom lengths are also available - waste charges may apply					



19 mm flat area - 2 mm groove
21.3 mm center to center spacing

Finishing Options




PLAIN CUT

FINISHED LONGITUDINAL EDGE*

Tongue or groove omitted

*AVAILABLE UPON REQUEST

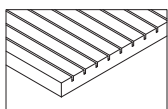
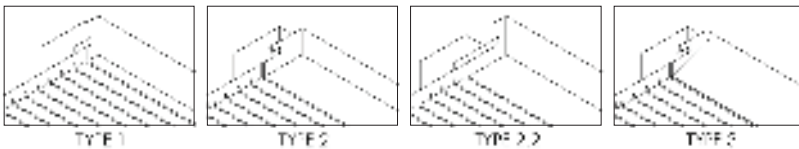


Panels

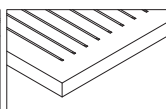
Panels are used for removable or fixed ceilings and walls and will have visible joints. Panels can be provided with a number of different edge conditions and are also suited for cabinet fronts and room dividers. They can also be provided with ungrooved borders or grooves running off the edge.

Class C Fire Rated			Class A Fire Rated		
Paint 16 mm (0.63")	Wood Veneer 17 mm (0.67")	Melamine 17 mm (0.67")	Paint 16 mm (0.63")	Wood Veneer 17 mm (0.67")	Melamine 16 mm (0.63")
max.					
3640 x 1216 (143.3" x 47.875")	3640 x 1216 (143.3" x 47.875")	3640 x 1216 (143.3" x 47.875")	3640 x 1216 (143.3" x 47.875")	3640 x 1216 (143.3" x 47.875")	3640 x 1216 (143.3" x 47.875")
ideal = optimal use of MDF core - custom lengths are also available					
2040 x 640 (80.3" x 25.2")	2040 x 640 (80.3" x 25.2")	2040 x 640 (80.3" x 25.2")	2040 x 640 (80.3" x 25.2")	2040 x 640 (80.3" x 25.2")	2040 x 640 (80.3" x 25.2")
2780 x 640 (109.45" x 25.2")	2780 x 640 (109.45" x 25.2")	2780 x 640 (109.45" x 25.2")	2780 x 640 (109.45" x 25.2")	2780 x 640 (109.45" x 25.2")	2780 x 640 (109.45" x 25.2")
3640 x 640 (143.3" x 25.2")	3640 x 640 (143.3" x 25.2")	-	3640 x 640 (143.3" x 25.2")	-	-

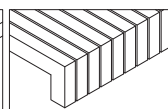
Finishing Options



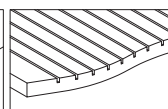
EDGE BANDED WITH GROOVES RUNNING OFF PANEL ENDS



EDGE BANDED WITH GROOVES HELD BACK FROM PANEL ENDS



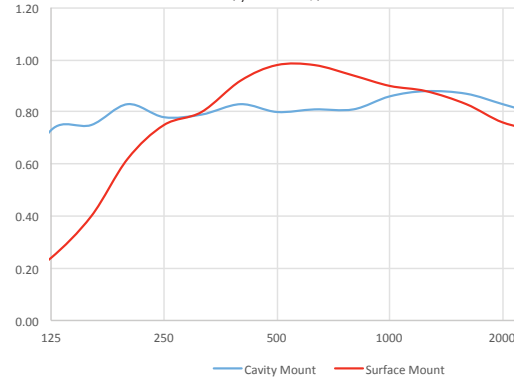
MITERED RETURN FACTORY ATTACHED UP TO 6"



CUSTOM SHAPES

Sound Absorption Values

19/2 M 5.9%



	125 Hz	250 Hz	500 Hz	1000 Hz	2000 Hz	4000 Hz	NRC
1" Insulation 6" Cavity Behind	0.65	0.80	0.81	0.85	0.83	0.69	0.82
1" Insulation Surface Mount	0.26	0.72	0.96	0.91	0.77	0.66	0.84

Corner Trims and Finishing

Types 21, 22, 23 & 26 are anodized aluminum

